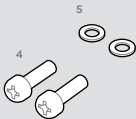
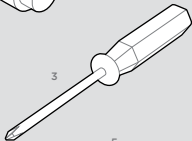
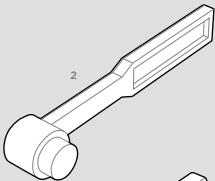
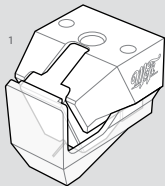


Mofi

ELECTRONICS

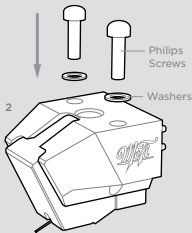


IN THE BOX

1. UltraGold MC Cartridge with Stylus Guard
2. Stylus Cleaning Brush
3. Philips Driver
4. 2.5mm x 8mm Philips Screw (2)
5. 2.5mm Metal Washer (2)

SETUP

! Keep stylus guard in place during installation to prevent damage to the needle

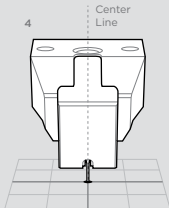
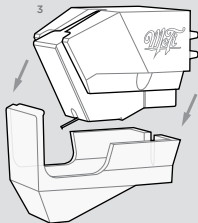


1. Connect the four headshell leads, making sure the color-coated leads match the corresponding color-coded pins.
2. Carefully mount cartridge to the headshell. Using the threaded screw holes in the metal body as guides, gently tighten the screws while leaving enough tolerance to make slight adjustments.

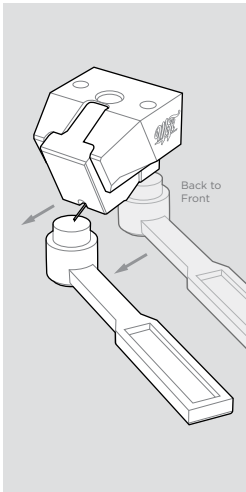
- Carefully remove stylus guard, balanced the arm, and set an approximate tracking force of 2g.
- Using the Mobile Fidelity GEO-Disc or other alignment tool, set overhang/zenith by adjusting cartridge so the stylus tip sits right on the bullseye while the cantilever is parallel with the line that intersects the bullseye. Then tighten the cartridge screws and double-check your work.

If your turntable allows, check VTA, azimuth, and anti-skate. Double-check overhang/zenith.

Set the tracking force to 1.8 - 2.2g. We recommend 2g.



Front View



USAGE AND CARE

- ❗ Always use tonearm's lift mechanism for cueing
- ❗ Clean your records before each play to avoid unnecessary wear

After each play, gently clean your stylus, always brushing back-to-front. We recommended Mobile Fidelity LP#9 Stylus Cleaner.

UltraGold MC

Type	Dual Moving Coil Stereo
Weight	7.3g
Tracking Force	1.8-2.2g
Recommended Load	≥ 100 Ohm
Static Compliance	40 x 10e-6/dyne
Dynamic Compliance	10 x 10e-6/dyne
Frequency Response	20-35,000Hz
Stylus	Shibata
Output Voltage	0.4mV
Color	Gold



www.mofielectronics.com

MoFi Electronics - 1811 W Bryn Mawr Ave Chicago IL