






MISSION


Music Leads,  
Technology Follows

 [www.mission.co.uk](http://www.mission.co.uk)

 [missionhifi](https://www.facebook.com/missionhifi)

 [Mission HiFi Official](https://www.youtube.com/MissionHiFiOfficial)

 [missionhifi](https://www.instagram.com/missionhifi)

 [missionhifi](https://twitter.com/missionhifi)

IAG House, 13/14 Glebe Road, Huntingdon, Cambridgeshire, PE29 7DL, UK

MISSION



Music Leads,  
Technology Follows

# MISSION

## In brief...

<b>Founded in</b>	1977
<b>Founder</b>	Farad Azima
<b>Country of Origin</b>	England
<b>Brand Portfolio</b>	Hi-Fi and Home Cinema Loudspeakers
<b>Price Range</b>	Speakers £200 /pair to £3,000 /pair
<b>Philosophy</b>	Innovation and technology in loudspeakers designed for living
<b>Product Range</b>	Heritage Series, Hi-Fi Loudspeaker Series, Active Speakers, Home Cinema Package, Hi-Fi Electronic, Subwoofer Series, Accessories



## CONTENTS

### Music Leads, Technology Follows

1 Mission Landmarks

### Heritage Series

3 Mission 770  
15 Mission 700

### Flagship Loudspeaker Series

21 ZX

### Hi-Fi Loudspeaker Series

31 QX MKII  
39 LX MKII

### Active Speakers

47 LX CONNECT

### Hi-Fi Electronics

53 Mission 778X  
59 LX CONNECT DAC

### Home Cinema Package

65 M-CUBE +SE

### Subwoofer Series

67 Active Dynamic Drive Subwoofers


### Accessories

69 Speaker Stands

## Mission Landmarks



**7th July 1977**  
The birth of Mission, as Mission Electronics Ltd is founded by Farad Azima.



**7th July 1977**  
Mission Electronics was immediately recognised as one of the leaders in the development of acoustic engineering



It was Farad Azima's favourite and lucky number 7 which set the precedent for the naming convention of early Mission speakers.



**1978**  
Mission 770  
Mission accomplished

Mission's legendary 770, part of the famous 700 series, was designed by Farad, himself, with input from Philip Swift and Derek Scotland (soon to be founders of Audiolab).



The Mission 700 looked as different as it sounded, thanks to the inverted arrangement of bass unit on top and treble unit below.


**1979** Mission 700  
Leading Edge



**1993**  
Mission 753  
A new Mission in life

**EISA AWARD**  
The European Loudspeaker of the Year '93-'94

**WHAT HI-FI?**  
The 'Best British Speakers' of all time list



**1999**  
Peter Comeau,  
Head of Mission Acoustic Design

Since 1999 Peter has achieved a long list of awards and accolades with ground-breaking, Mission loudspeaker design.



**1999**  
Mission 780  
Mighty Missions

**WHAT HI-FI?**  
2000 Year Best Loudspeaker  
2001 Year Best Loudspeaker  
2002 Supertest Winner



**2001**  
Mission Pilastro  
A True Work of Art

Pushing the boundaries of loudspeaker technology, Pilastro was the pinnacle of Mission's flagship loudspeakers.

*pilastro*

## Mission Landmarks



M-Cube utilized NXT panels to integrate its small, cute satellite speakers with room acoustics, so producing a room filling sound from speakers that vanish into room furnishings.

**2004** **WHAT HI-FI?** ★★★★★  
M-Cube  
Home theatre for the masses



**LX**  
SERIES  
2016

**WHAT HI-FI?** ★★★★★  
**hifitest.de** ★★★★★  
**VITEZ VESTU STEREO**



**WHAT HI-FI?** ★★★★★  
**video** **video** **video** **video**

**QX**  
SERIES  
2018

"Best Standpoint speaker over £1500"

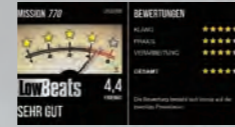
### What Hi-Fi?

'Mission 770, 5-star review'. Oct 2022

"Mission's resurrected 770 offer an excellent alternative to the established class leaders."

### What Hi-Fi?

'Mission 770, 5-star review'. May 2020



## A Genuine Classic

The **Mission 770** represents one of the most iconic models in the long history of **Mission** loudspeakers. A model that embodied the **Mission** pioneering research through the late of 70s and 80s, with a bloodline dating back to 1977. The original **Mission 770** debuted in 1978. It quickly became **Mission's** best-selling speaker, and gravitated naturally into MK2 and MK3 alterations with improvements to sensitivity and power handling. After that the design eventually migrated to Freedom and other variations, but none of them made the sales impact or notoriety that the original **770** received.



MISSION 770

Music Leads,  
Technology Follows

MISSION 770



MISSION 770

### Made In The UK

The new **770** heralds the return of UK-based manufacturing for the **Mission** brand, where a 25,000 square foot, purpose build facility, in Huntingdon, Cambridgeshire - the home of British Hi-Fi.

The **Mission 770** has always been manufactured according to the **Mission** principles of quality and value for money. The return of the **Mission 770** is project championed by Mission's Director of Acoustics, Peter Comeau. New **Mission 770** further exemplifies these two edicts; balancing fine craftsmanship, natural sound quality and affordability inside a beautifully proportioned loudspeaker that has been bought in its millions right across the globe through its various incarnations.

### Classically Modern

The original **770** was well known for its warm, rich and natural sounding character and the new **Mission 770** retains that standing but imbues it with an open, detailed performance that will entice you to explore your whole music collection, once more.

Capitalising on the modern-day trends of traditional styling with value in pedigree, the **Mission 770** is set to be a veritable modern classic. **Mission** resurrects **770** loudspeaker to deliver retro style and timeless musicality!




# mission 770

## The Mission's High

The emphasis for the design of new **Mission 770** is, indeed, that combination of polypropylene cone and resonance controlled cabinet. Accordingly, **Mission** has developed a new polypropylene driver, mimicking the extended response and low coloration of the original, while upgrading the motor system to take account of modern power handling and dynamic requirements.

For the new **770** treble, **Mission** has chosen a lightweight, damped microfibre dome with a super smooth response, backed by a damped rear chamber that pushes the fundamental resonance well below the crossover region. The quality of this 28mm treble dome matches and marries to the polypropylene bass/midrange to ensure evenness of character throughout the range of the whole speaker.






# MISSION 770

## Drivers Anew

Naturally, like the original, the driver is built on to an 8-inch die-cast chassis with larger rear 'windows' to reduce early reflections back through the cone. Special care has been taken to marry a low density nitrile surround to the cone to match its impedance and reduce reflections from the cone edge.

This new polypropylene cone has been treated with mineral filling to make it stiffer than the original, yielding a very tight and fast bass that enables you to hear exactly how bass instruments are being played. This is balanced by tuning the cabinet and reflex port to a very low frequency, avoiding the 'one note bass' that is typical of a lot of bass reflex systems. In addition, the port is strongly flared at both inlet and outlet to smooth airflow and eradicate distortion. Bass extends powerfully and clearly to below 30Hz in room, which is remarkable for the size of speaker.





#### Mission 770 Cabinet

- Real-wood veneered cabinet with white laminated front baffle.
- Features a twin wall sandwich of high density MDF and particle board bonded by a layer of high damping glue.

#### Mission 770 Air Profiled Port

- The low frequency energy is vented to the custom engineered, flared port at the speaker's front. The port is specially profiled to allow smoother airflow.
- The result is natural bass extension to below 30Hz, in room.

#### Mission 770 Treble

- Light-weight damped microfibre dome with a super smooth response.
- High flux ferrite magnet engineered for detailed HF extension.

#### Mission 770 Bass

- Totally new, and improved, polypropylene driver with design cues and pedigree taken from the original **770** design.
- Upgraded motor system, taking into account of modern power handling and dynamic requirements.

#### Mission 770 Stand

- The custom designed, British design and built, **770** Stand ensures the optimum presentation both visually and acoustically.

MISSION  
770


Today's advanced software crossover mapping and measuring techniques allow **Mission** engineers to accurately equalise the bass/midrange balance and adjust the crossover to the treble unit by mapping the acoustic crossover slopes accurately. The best acoustic performance, with a seamless transition between the bass and treble units, retaining all the thrilling musical detail and emotions of the performance has been realised by using phase-corrected Flat-delay acoustic slopes.

Even so the choice of EQ and crossover involved hundreds of hours of listening sessions, using a wide variety of music, and over 170 circuit iterations were tried before the final crossover was settled upon. This circuit was then mapped out on twin PCBs using very short signal paths and accommodating high quality components such as super transparent Polypropylene capacitors and air cored inductors. As well as the care taken in component layout, the crossover is positioned well away from the magnetic influence of the drive units; both ensure low coloration and maximum transparency to musical detail.





## SPECIFICATIONS



Model	Mission 770
General Description	2-way vented-box / standmount
Enclosure Type	Bass reflex
Transducer Complement	2-way
Bass Driver	8" (200mm) mineral loaded polypropylene cone
Treble Driver	1.25" (28mm) soft dome
AV Shield	No
Sensitivity (2.83V @1m)	88dB
Recommended Amplifier Power	25-200W
Peak SPL	117dB
Nominal Impedance	8Ω
Minimum Impedance	6Ω
Frequency Response (+/-3dB)	42Hz - 20kHz
Bass Extension (-6dB)	30Hz
Crossover Frequency	2.9kHz
Cabinet Volume (in litres)	38.5L

Dimensions (mm)	
Height (on plinth)	590mm
Width	300mm
Depth (with terminals)	(300+22)mm
Carton Size	440 x 430 x 725mm
Net Weight	19.2kg/pcs

Model	Mission 770 Stand
Columns	High carton steel with internal damping
Top Plate	High carton steel
Bass Frame	Interlocked high carton steel tube
Bass Spikes	Hardened stainless steel
Dimensions (mm)	
Height (on spikes)	445mm
Width	300mm
Depth	300mm
Top Plate (W x D)	300 x 300mm
Carton Size	400 x 300 x 670mm
Net Weight	8kg/pcs
Gross Weight	17.9kg/ctn



MISSION  
700

45  
YEARS  
1977 - 2022

## Resemblance to the Original

Revisited as a sister model to the eagerly anticipated reintroduction of the **Mission 770** - a model which heralded the return to UK manufacturing for the Mission brand; the **Mission 700** takes what was referred to as an 'industry benchmark, in the original **700** model, but utilises **Mission's** 45 years of evolution and development in loudspeaker design.

As with the flagship **770**, Mission has developed a new polypropylene bass/midrange driver and model-specific motor system. This transducer not only upgrades the loudspeaker's integral design to take account of modern power handling and dynamic requirements, but it also maintains the extended response and low colouration of the original model with all the hallmarks and distinction of a class-leading loudspeaker. From the rigid, cast chassis to low-density surround, every aspect has been revisited to offer a driver with improved rigidity and precision-controlled cone-termination for dynamic performances and offer tight, fast, energetic output.

The distinctive reflex port has been carefully profiled both internally and externally to achieve very low distortion and extension to below 38Hz in-room - quite an achievement from a cabinet of this size!

Employing a new lightweight, coated microfibre dome for the high-frequency driver, the **Mission 700** replicates the flagship 770 with a specially damped rear chamber that offers super smooth treble performance, largely thanks to the resonance control offered by such a design.



MISSION  
700

45  
YEARS  
1977 - 2022

## Emotion is Never Show in Supply

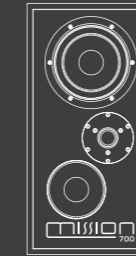

The **Mission 700** was a precursor for what would become a **Mission** standard in an unconventional driver array, something **Mission** refers to as 'Inverted Driver Geometry'. Not just a design statement, IDG is a staple of Misson loudspeaker design from the **700** onwards. By positioning the treble unit below the bass/midrange driver, the length of the path is equalised so the sound waves coincide at the listener's head height. This principle improves 'time alignment'. Such design requires more than just inverting the speaker cabinet. Every aspect of the industrial and mechanical design requires a precision calculation to ensure the positioning, spacing and alignment aids the objective of optimum 'time alignment'. This is perfected by an artisan-level crossover design.

Form factor remains true to the original, wherever possible. This includes hand-applied, rich rose-tinted walnut or black real wood veneers and a luxurious laminated white-front baffle. However, as spoken of in the original design, the **Mission 700** makes use of less visible innovations incorporated into the design. The new **700** cabinet uses a sandwich construction of differing woods bonded by a layer of damping adhesive. Internal bracing adds further strength and support while a mixture of foam and long hair fibre provides internal resonance and reflection absorption.

As it was in the beginning with the original, the new **Mission 700** packs technology and know-how into a benchmark loudspeaker design that is never short in bass definition, frequency response; lack of colouration; imaging; transient attack; depth and perspective; accuracy and linearity; speed and dynamic range. And as you'd expect from a model with such nostalgia and history, the emotion in the musical performance is never short in supply!



# SPECIFICATIONS



Model	Mission 700
General Description	2-way vented-box / standmount
Enclosure Type	Bass reflex
Transducer Complement	2-way
Bass Driver	6.5" (165mm) mineral loaded polypropylene cone
Treble Driver	1.25" (28mm) soft dome
AV Shield	No
Sensitivity (2.83V @1m)	86dB
Recommended Amplifier Power	25-150W
Peak SPL	106dB
Nominal Impedance	8Ω
Minimum Impedance	5.2Ω
Frequency Response (+/-3dB)	45Hz - 20kHz
Bass Extension (-6dB)	38Hz
Crossover Frequency	3.0kHz
Cabinet Volume (in litres)	24.8L

Dimensions (mm)	
Height (on plinth)	510mm
Width	260mm
Depth (with terminals)	(270+22)mm
Carton Size	680 x 410 x 630mm
Net Weight	12.8kg/pcs

Model	Mission 700 Stand
Columns	High carbon steel with internal damping
Top Plate	High carbon steel
Base Frame	Interlocked high carbon steel tube
Base Spikes	Hardened stainless steel
Dimensions (mm)	
Height (on spikes)	485mm
Width	320mm
Depth	330mm
Top Plate (W x D)	260 x 270mm
Carton Size	740 x 410 x 130mm
Net Weight	6.5kg/pcs
Gross Weight	14.6kg/ctn



Z X  
S E R I E S

## Mission ZX Delivers Vibrant Spectrum of Sound

Flagship hi-fi loudspeaker collection conveys the full gamut of musical colour and emotion with advanced drivers, innovative design and eye-catching contemporary style.

Legendary British loudspeaker brand **Mission** has launched its finest-ever range of loudspeakers. The **ZX Series** is the latest in a long line of distinguished and revered **Mission** loudspeakers and joins more recent award winning products. The **ZX Series** represents the most technologically advanced loudspeakers in the **Mission** family, with a distinct ID that will complement the finest electronics and décor.

**Mission ZX** incorporates purpose designed bass driver cones, precision engineered motor systems, advanced treble units and more. As ever with **Mission** products; 'Music Leads, Technology Follows'. No compromise.

The **ZX Series** comprises eight models: two standmount speakers (**ZX-1** and **ZX-2**), three floorstanders (**ZX-3**, **ZX-4** and **ZX-5**), two home cinema centre speakers (**ZX-C1** and **ZX-C2**) and a surround speaker for on-wall siting (**ZX-S**).



Inverted Driver Geometry



Symmetrical Driver Array




Ribbon Like Slot Port Design



Ring Dome Treble Unit



ZX  
S E R I E S



### New Ring Dome Treble Unit

**Mission's** Ring Dome treble unit overcomes the problems inherent in conventional domes. With this technology the centre of the dome is fixed and voice coil attached part of the way across the dome. The dome is formed into two rings, with the voice coil in the centre so that it can drive the dome more accurately and efficiently.

The result is lower distortion and superior performance, at frequencies up to 30 kHz and beyond. Transient performance is dramatically improved, as is musical detailing, particularly of instrument overtones and harmonics.



ZX  
S E R I E S

## New DiaDrive Bass/Midrange Unit

**Mission's** DiaDrive bass unit has an advanced aluminium matrix cone and is now vented to remove trapped air behind the diaphragm, thus reducing resonance and allowing a clearer midrange performance to beyond 3kHz.

In **ZX** the driver surround is covered by a vented cover which controls the spurious output from the diaphragm edge, again improving midrange clarity.


Matching 'serrations' are built into the flare of the slot port. High pressure airflow is streamlined from the port exit whilst the asymmetric design breaks up the 'chuffing' distortion normally heard from circular ports.

## New Cabinet / Driver Bracing System

**Mission ZX** bass/midrange units now feature, as standard, over-size magnet systems to deliver the punch and transient attack that feature in modern recordings.

To improve the mechanical integrity of these magnet systems, special bracing methods have been developed to ensure that the bass diaphragms respond accurately to the musical waveform. Bass output is now thrillingly dynamic with superior detailing and extension.

CLARITY - PURITY - EMOTION



ZX  
S E R I E S

## Fine Tuned Crossover Performance

**Mission's** Inverted Driver Geometry (IDG) of bass/midrange and treble units has been applied to equalise acoustic path lengths. IAG's Head of Acoustic Design, Peter Comeau, has worked tirelessly to ensure a seamless integration between the drive units, so the speaker behaves as one music making system.

## ZX Continues to Tell the Story

Designed to stand out head and shoulders above the competition, the **Mission ZX** range oozes luxury in appealing gloss black and gloss white finishes. Carefully selected trims and driver materials do more than catch the eye and complement the technology at play. The **Mission ZX Series** has an all-inclusive design that continues to tell the story of the music, not just deliver hi-fi sound.



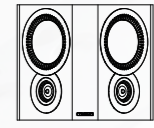
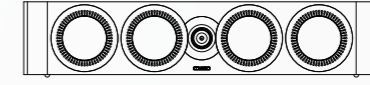
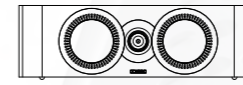
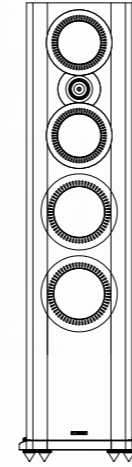
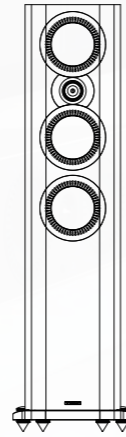
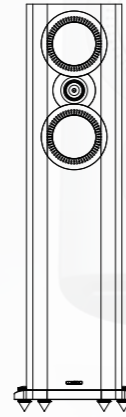
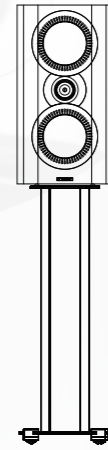
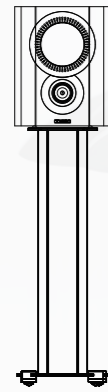
# SPECIFICATIONS



HI-GLOSS White



HI-GLOSS Black



Model	ZX-1	ZX-2	ZX-3	ZX-4	ZX-5	ZX-C1	ZX-C2	ZX-S
General Description	2-way bookshelf speaker	2-way bookshelf speaker	2-way floorstanding speaker	3-way floorstanding speaker	3-way floorstanding speaker	2-way centre speaker	2.5-way centre speaker	2-way surround speaker
Enclosure Type	Bass reflex	Bass reflex	Bass reflex	Bass reflex	Bass reflex	Bass reflex	Bass reflex	Closed-box system
Transducer Complement	2-way	2-way	2-way	3-way	3-way	2-way	2.5-way	2-way
Bass Driver	5.25" (130mm) aluminium cone	5.25" (130mm) aluminium cone x2	5.25" (130mm) aluminium cone x2	5.25" (130mm) aluminium cone x2	6.5" (165mm) aluminium cone x2	5.25" (130mm) aluminium cone x2	5.25" (130mm) aluminium cone x4	5.25" (130mm) aluminium cone x2
Midrange Driver				5.25" (130mm) aluminium cone	5.25" (130mm) aluminium cone x2			
Treble Driver	1.5" (38mm) ring dome	1.5" (38mm) ring dome	1.5" (38mm) ring dome	1.5" (38mm) ring dome	1.5" (38mm) ring dome	1.5" (38mm) ring dome	1.5" (38mm) ring dome	1.5" (38mm) ring dome x2
AV Shield	No	No	No	No	No	No	No	No
Sensitivity (2.0V @ 1m)	88dB	89dB	90dB	90dB	91dB	89dB	90dB	88dB
Recommended Amplifier Power	25-100W	25-150W	25-150W	25-150W	30-200W	25-150W	25-150W	25-150W
Peak SPL	108dB	110dB	110dB	110dB	114dB	109dB	110dB	109dB
Nominal Impedance	8Ω compatible	8Ω compatible	4Ω (8Ω compatible)	4Ω (8Ω compatible)	4Ω (8Ω compatible)	8Ω compatible	8Ω compatible	8Ω compatible
Minimum Impedance	3.5Ω	3.8Ω	3.4Ω	3.4Ω	3.4Ω	4.0Ω	4.4Ω	4.3Ω
Frequency Response(+/-3dB)	52Hz - 24kHz	45Hz - 24kHz	42Hz - 24kHz	40Hz - 24kHz	36Hz - 24kHz	48Hz - 24kHz	48Hz - 24kHz	120Hz - 24kHz
Bass Extension(-6dB)	46Hz	40Hz	38Hz	35Hz	30Hz	45Hz	42Hz	100Hz
Crossover Frequency	2.6kHz	2.4kHz	2.4kHz	530Hz, 2.7kHz	570Hz, 2.5kHz	2.5kHz	430Hz, 2.1kHz	2.7kHz
Dimensions (HxWxD)	300 x 240 x (350+12)mm	420 x 240 x (350+12)mm	1025 x 240 x (350+12)mm	1075 x 240 x (350+12)mm	1155 x 265 x (400+12)mm	180 x 600 x (300+12)mm	180 x 880 x (300+12)mm	285 x 335 x 185mm
Net Weight	7.6kg / pcs	9.4kg / pcs	20.4kg / pcs	24.6kg / pcs	31.2kg / pcs	12.6kg / pcs	17.6kg / pcs	8.6kg / pcs



# QX

MKII SERIES

## The Mission Hi-Fi Ethos

The original QX series was established with much critical acclaim, in-line with many of **Mission's** classic loudspeaker offerings. The QX-2 was notably awarded numerous awards, including the prestigious What Hi-Fi? Best Standmount, £350-£500, 2018. Not just standout in terms of design and styling, the QX series typified the **Mission** approach - a no compromise, class-leading performance perfected by 100s of hours of listening tests, led by **Mission's** acoustic director; the legendary Mr Peter Comeau.

## The Design Concept of QX MKII Series

As per all **Mission** speaker concepts, the process of listening, listening and more listening is the key to improvement. With the added benefit of modern speaker design tools, such as computer aided optimisation technology, crossover modelling and laser interferometry, **Mission** engineers also spent much time fine tuning the crossovers, components, materials and construction. Much like the now-established and equally class-leading **Mission** LX MKII series, the **QX MKII series** takes an already phenomenal loudspeaker solution but refines it, optimises it and brings even more vibrancy, finesse and class, through a process of evolution, not revolution.



## Ring of Fire

The **Mission** 'ring dome' treble unit returns with an incremental, but noticeable, improvement with development cues taken from the higher-end **Mission ZX** series. **Mission's** exclusive 'ring dome' utilises a woven textile material formed in a double ring arrangement. The combination of textile dome and multi-ring surround applies optimum stiffness to the maximum radiating area. The twin rear cavity non-reflecting design mean back pressure from the diaphragm is vented to a twin rear cavity, reducing resonance and maintaining a wide operating bandwidth.

Overcoming problems inherent in the physics of conventional domes, the 'ring dome' centre is fixed with a distinct and visible 'phase plug'. This design enables extended HF reproduction by preventing cancellation across the centre axis of high frequency waves produced near the centre of the diaphragm. The resonance experienced by traditional domes means that, when they approach high-energy, HF performance inevitably induces distortion. Managing this phenomena inevitably reduces the HF capabilities in traditional domes, whereas the 'ring dome' is all but exempt of this complication. The result is a better controlled and much more consistent behaviour from 10kHz to 20kHz, and way, way above! Transient performance is dramatically improved, as is musical detailing, particularly of instrument overtones and harmonics.



QX  
MKII SERIES


## Designated Diadriver

An improved acrylic fibre cone material has been chosen for the **QX MKII** drivers. By its very nature, acrylic fibre is hard-wearing but offers a delicate appearance, in contrast of harsh driver materials seen in typical speakers of this price-class. Implemented into the **Mission DiaDrive** System, the acrylic fibre brings natural mids and exceptional lucidity. The seam-free curvilinear design has a conical support with an increased area of contact with the voice coil. This highly efficient and uncompromising system means the **QX MKII series** will excel in terms of timing, with outstanding transient impact.

## Cabinet & Slot Port Design

**QX MKII** also takes the ground-breaking serrated driver surrounds to a new level. More than just a technical appearance or pretty design touch, the surrounds have been improved by way of detailed air-flow analysis and precise measurement. The new-look **QX MKII** surrounds help scatter reflections and reduce airflow interference to improve the silky smooth performance of the drivers and ports.

# SPECIFICATIONS



Walnut Pearl Lux Black Lux White



Model	QX-1 MKII	QX-2 MKII	QX-3 MKII	QX-4 MKII	QX-5 MKII	QX-C MKII
General Description	2-way Bookshelf Speaker	2-way Bookshelf Speaker	2-way Floorstanding Speaker	2-way Floorstanding Speaker	3-way Floorstanding Speaker	2-way Centre Speaker
Design Philosophy and Core Technology						
Enclosure Type	Bass Reflex	Bass Reflex	Bass Reflex	Bass Reflex	Bass Reflex	Bass reflex
Transducer Complement	2-way	2-way	2-way	2-way	3-way	2-way
ABR						
Bass Driver	5"(135mm) Long Fiber Composite Cone	6.5"(165mm) Long Fiber Composite Cone	5" (135mm) Long Fiber Composite Cone x2	6.5" (165mm) Long Fiber Composite Cone x2	12" (300mm) Cone Long-throw x1	5" (135mm) Long Fiber Composite Cone X2
Midrange Driver					6.5" (165mm) Long Fiber Composite Cone x2	
Treble Driver	1.5"(38mm) Textile Ring Dome	1.5"(38mm) Textile Ring Dome	1.5"(38mm) Textile Ring Dome	1.5"(38mm) Textile Ring Dome	1.5" (38mm) Textile Ring Dome	1.5" (38mm) Textile Ring Dome
Full-range Driver						
AV Shield	No	No	No	No	No	No
Sensitivity (2.0V @ 1m)	87dB	88dB	88dB	88dB	90dB	88dB
Recommended Amplifier Power	25-100W	25-120W	25-120W	25-150W	30-200W	25-120W
Peak Power Handling						
Peak SPL	95dB	95dB	95dB	95dB	96dB	95dB
Nominal Impedance	4Ω (compatible 8Ω)	4Ω (compatible 8Ω)	4Ω (compatible 8Ω)	4Ω (compatible 8Ω)	4Ω (compatible 8Ω)	4Ω (compatible 8Ω)
Minimum Impedance	3.9Ω	3.6Ω	3.8Ω	3.8Ω	3.5Ω	3.9Ω
Frequency Response (+/-3dB)	55Hz - 24kHz	44Hz - 24kHz	42Hz - 24kHz	36Hz - 24kHz	32Hz - 24kHz	58Hz - 24kHz
Bass Extension (-6dB)	48Hz	38Hz	36Hz	32Hz	27Hz	50Hz
Crossover Frequency	2.4kHz	2.2kHz	2.0kHz	2.2kHz	180Hz,1.8kHz	1.6kHz
Cabinet Volume (in litres)	8.1L	13.5L	35L	48L	16L/48L	8.1L
Dimensions						
Height (on plinth)	280mm	320mm	(950+20)mm	(980+20)mm	(1100+20)mm	175mm
Width	195mm	220mm	195mm	220mm	220mm	550mm
Depth (with terminals)	(250+10)mm	(300+10)mm	(300+10)mm	(335+10)mm	(400+10)mm	(170+10)mm
Carton Size	520 x 345 x 380mm	570 x 395 x 420mm	435 x 325 x 1100mm	470 x 350 x 1130mm	535 x 350 x 1250mm	640 x 265 x 280mm
Net Weight	6.2kg/pcs	8.5kg/pcs	20.0kg/pcs	23.8kg/pcs	34kg/pcs	8.6kg/pcs
Gross Weight	14.2kg/ctn	19.0kg/ctn	23kg/ctn	27.4kg/ctn	38.0kg/ctn	9.7kg/ctn



## A New Start, With A New Finish

From over 40 years of British Hi-Fi heritage and experience, **LX MKII** is a representation of **Mission's** non-stop pursuit of improvement and excellence, joining the multi-award winning speakers from the mid-level QX Series and the flagship ZX Series. **LX MKII** maintains the **Mission** trademark 'Inverted Driver Geometry' design, which means the path length between the drivers is optimised. Unique at this price-point, this arrangement allows the precision tuned crossover to yield improved transient attack and astonishing detail.

Standout new finish options follow the **Mission** mantra of fusing Hi-Fi heritage with contemporary design. **LX MKII** is beautifully finished in a choice of walnut pearl, and the latest Lux Black and Lux White matte finishes.

Perfected over hundreds of hours of critical listening by **Mission's** lead acoustic designer, Peter Comeau, **Mission LX MKII** utilises trickle-down innovations from the revered ZX series. Improvements in the famous **Mission** DiaDrive bass unit offer superior control of the low frequency diaphragm while a refined high-frequency performance and a re-engineered cabinet bracing system further help create a loudspeaker system that outperforms its price-class.

Sporting fantastic new Lux Black and Lux White finish options, as well as classic walnut pearl, the **Mission LX MKII Series** comprises of nine models: three standmount speakers (**LX-1 MKII**, **LX-2 MKII**, **LX-3 MKII**), three floorstanders (**LX-4 MKII**, **LX-5 MKII**, **LX-6 MKII**), two home cinema centre speakers (**LX-C1 MKII**, **LX-C2 MKII**) and a 3D surround speaker (**LX-3D Surround MKII**).



LX  
MKII SERIES

### Advanced New Driver Surrounds And Crossover

One of the critical areas highlighted by the development of **Mission ZX** and **QX** models was the use of serrations in the driver surrounds to help scatter interfering reflections from localised surfaces to the dome and cone. **LX MKII** now incorporates these serrations into the driver surrounds, adding further finesse to the drive unit outputs and providing a smoother frequency response.

With minor perturbations in the driver response ironed out, the crossover for each model has been optimised to take advantage of the improved performance. The result is that the **LX MKII** builds on the winning formula of the **LX**, both enhancing the clarity of midrange and treble detail and improving the micro-dynamics of the musical performance for an even more thrilling listener experience.



LX  
MKII SERIES

## Inverted Geometry Drive Design

**Mission's** classic IDG (Inverted Driver Geometry) driver format positions the high frequency below the bass / midrange driver meaning the length of path is equalised so the sound waves coincide at the listener's head height. A proprietary principle that improves 'time alignment' and thus transient performance in **Mission** speakers.

## Exceptional Sound at Affordable Prices

**LX MKII** is the epitome of affordable high-end audio, harnessing materials, techniques and technologies that you would only expect to find in other speakers costing many times the price.

Whatever your choice of music, **LX MKII** will reproduce it with outstanding accuracy, detailing and realism, embodying **Mission's** traditional adage since the 1970s.







## Wireless Speaker System

**Mission LX CONNECT**, a wireless speaker system that couples innovative wireless technology, an award-winning loudspeaker series and versatile hi-fi grade connectivity options for 'True Wireless' audio; and a new level of convenience and performance that changes the game for wireless speaker systems.

## LX In The Blood

**LX CONNECT** offers wireless connectivity via an advanced wireless hub which hosts all of the connectivity options for your listening pleasure. The **LX CONNECT HUB** intelligently transmits left and right audio signals to the appropriate speaker via uncompressed, 5.8Ghz wireless audio signal transmission. There is no trailing cable between speakers or hub with no need for the speakers to be connected together via a cable, for 'True Wireless' audio. The speaker system is based on the **Mission LX-2 MKII** speakers, with specially engineered, high-power digital amplification modules offer 50w from each cabinet (100w per system). Following the LX MKII series design and performance, the **LX CONNECT** speaker maintain the **Mission** trademark 'Inverted Driver Geometry' design and precision tuned crossover to yield improved transient attack and astonishing detail. **Mission** DiaDrive bass units offer superior control of the low-frequency diaphragm while a refined high-frequency performance and a re-engineered cabinet bracing system further help create a loudspeaker system that outperforms its price-class.



## Audiophile Hub Spot

The **LX CONNECT HUB**, which acts as the central console for all of your music sources; including analogue, optical and coax digital inputs. The **LX CONNECT HUB** is a high-specification, standalone audio hub in it's own right. There is a dedicated HDMI ARC connection to bring high fidelity, true wireless performance for TV, movies and games, and Bluetooth aptX connections for wireless streaming of hi-resolution audio from tablets and smartphones.


The **LX CONNECT HUB** also doubles as a high performance USB DAC, equipped with the ESS Sabre32 ES9018K2M Reference DAC, and hi-fi grade headphone amplifier that will outperform most dedicated headphone amp / DAC combinations in this price-point, alone!

Unlike other wireless and active speakers where controls and inputs are often placed awkwardly on the back panel, the **LX CONNECT HUB** is easily controlled via the tactile interface and LCD display or, for even more convenience, you can use the included remote.

Sporting fantastic new Lux Black and Lux White, as well as classic walnut pearl finish options for the speakers; the **Mission LX CONNECT** is a truly wireless speaker that represents an expertly presented audio experience for hi-fi lovers, gamers and contemporary digital music enthusiasts, alike.



# SPECIFICATIONS



Model	LX CONNECT	Model	LX CONNECT
General Description	Wireless Speaker System	Enclosure Type	Bass Reflex
Design Philosophy And Core Technology	5.8GHz Wireless Uncompressed Technology DAC ESS Sabre 9018 Support Music And Movie Mode Headphone Amplifier Support USB Upgrade Pre Delay Setting Roon Tested Touch Control	Transducer Complement	2-way
Analogue Input	RCA (AUX)	Bass Unit	130mm Composite Fibre Cone
Digital Input	OPT, COAX, PC USB, Bluetooth, AV Audio	Treble Unit	25mm Microfibre Dome
Analogue Output	RCA Pre Out	AV Shielded	No
Pre Amplifier (hub)		Rated Power Output	60W
Input Sensitivity	300mV (AUX IN, volume = MAX)	Peak Power Output	100W
Input Impedance	13K (AUX IN)	Peak SPL	99dB
Variable Output Voltage	0 - 3.2V	Frequency Response (+/-3dB)	58Hz - 20kHz
Output Impedance	100 ohm	Bass Extension (-6dB)	52Hz
Frequency Response	20Hz-20kHz (+/-0.3dB)	Crossover Frequency	3.2kHz
Signal-to-noise Ratio (S/N)	> 100dB (AUX IN, A-weighted) > 110dB (digital Inputs, A-weighted)	Wireless Reception Distance	20m
Total Harmonic Distortion	< 0.001% (digital sources ) < 0.005% (analogue sources)	Power Requirements	100-240Vac (50/60Hz)
Sampling Rate	24bit - 192kHz (OPT, COAX) 32bit - 384kHz (USB, PCM) 2.8M for DSD64, 5.6M for DSD128, 11.2M for DSD256 (USB, DSD)	Cabinet Volume	8.2L
Digital Filters	Fast Roll-off, Slow Roll-off, Minimum Phase	Dimensions (HxWxD)	305mm on feet x 200mm x (250+15)mm with terminals
		Height (on feet)	305mm
		Width	200mm
		Depth (with terminals)	(250+15)mm
		Net Weight	6.55kg x 2 (speakers) 1.75kg (hub)
		Gross Weight	17.8kg
		Finish	Walnut Pearl / Lux White / Lux Black (speakers); Black (hub)



No Amplifier Or AV Receiver Needed



DSP Bass EQ



Intelligent Wireless Auto Frequency Switching



5.8GHz Uncompressed True Wireless Operation




20m Wireless Range

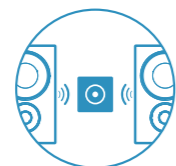
roon  
TESTED



For Music, TV, Computer or Gaming



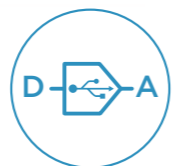
MISSION IGM Inverted Driver Technology



Optimised Time Alignment



AV Connections



USB DAC



Headphone Amplifier



MISSION  
778X

45  
YEARS  
1977 - 2022

## Looks Familiar, Sounds Better, Does More!

The **Mission 778X** is a revisit of a classic **Mission** amplifier concept that was the **Mission 778** - an affordable integrated amplifier that offered simplicity in operation but over-performed in the driving of loudspeakers.

Today's **Mission 778X** maintains the influence of simplistic operation, large tactile controls and a multitude of inputs. It's a compact, '80s inspired integrated amplifier that is fully equipped to meet the demands of modern music lovers, from vinyl fans to digital streamers. Modern twists, such as LED level indicators and all-encompassing connectivity options, make the **778X** a truly contemporary integrated amplifier. Boasting a genuine 65 watts (@4 ohms) of power via an utterly modern and refined signal path, to standards akin to the exemplary standards to which **Mission** loudspeakers are developed.

A custom power supply and noise-free signal path are at the core, around which the technologically advanced input stages are implemented to offer the plethora of connectivity options that help make the **778X** such a versatile and encompassing integrated amplifier.



MISSION  
778X

45  
YEARS  
1977 - 2022

## Phono Ready

The phono stage is based around a JFET-based circuit with precise RIAA equalisation. It's optimised for MM cartridges and as such, it's a high-quality, low-noise input that eliminates any need for an additional phono pre-amp.

Complementing the typical RCA line inputs are digital and coax connection options and a built-in Bluetooth receiver with an aptX and AAC codec, meaning the **778X** offers CD performance via Bluetooth wireless connection. The convenience of streaming music from smart devices, such as phones, tablets or PCs have never sounded so good!

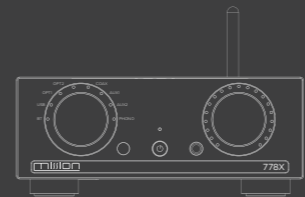
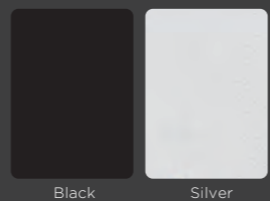
## DACs The Way

That's not all in terms of digital music facilitation. The **778X** is also equipped with a high-performance ESS ES9018K2M Reference chip with ESS Technology's 32-bit HyperStream architecture and Time Domain Jitter Eliminator. In the world of digital music files, this means the **778X** offers class-leading, ultra-low noise digital audio file compatibility, with a sampling rate of up to 384kHz (PCM) and DSD256!

Not just loudspeaker ready, the **778X** also features a dedicated headphone amplifier functionality. Compatible with a wide range of impedances and headphone types.



# SPECIFICATIONS



Model	Mission 778X	Model	Mission 778X
General Description	Digital-to-analogue converter, Stereo amplifier	Input Impedance	47k
Standby Feature	Yes	Crosstalk @1K	>80dB (ref.1W)
DSD Compatible	Yes (DSD64 / DSD128 / DSD256)	Standby Power Consumption	<0.5W
DAC	ESS Sabre32 ES9018K2M chip	Finish	Silver / Black
Resolution	32 bits	<b>Dimensions (mm)</b>	
Sampling Frequency	Optical,coaxial: 44.1kHz - 192kHz; USB: 44.1kHz-384kHz (PCM) / DSD64, DSD128, DSD256; 11.29MHz for DSD 256	Height	95mm
Digital Input	1 x Coaxial, 2 x Toslink Optical, 1 x USB for PC USB, Bluetooth (aptX)	Width	235mm
Analogue Input	2 x AUX, 1 x RCA (PHONO MM)	Depth	380mm
Digital Output	1 x Coaxial, 1 x Toslink Optical	Carton Size (W x H x D mm)	TBD
Analogue Output	1 X RCA (Pre Out)	Net Weight	6.6kg
Output Power	45 watts (@8 ohms loading) 65 watts (@4 ohms loading)		
Total Harmonic Distortion	<0.01%		
Frequency Response (Ref @1kHz)	20Hz-20kHz (±0.5dB)		
Signal-to-Noise Ratio (S/N)	>108dB (ref.45W)		
Input Sensitivity	540mV (RCA AUX IN) 2.5mV (PHONO MM)		



## Wireless Hi-Fi? Mission Accomplished!

The **Mission LX CONNECT DAC** is a stand-alone digital-to-analogue converter, pre-amp and headphone amplifier, derived from the award-winning **Mission LX CONNECT** wireless speaker system. It fuses the **Mission** mantra of innovative, attractive design and class-leading performance with the latest audio technology, to enhance your audio experience.

## Central Mission Control

Designed to function as a central console for all your music sources, with analogue, optical and coax digital inputs, the **Mission LX CONNECT DAC** also features a dedicated HDMI ARC connection to bring high fidelity, true wireless performance for TV, movies and games. It is even equipped with a Bluetooth aptX receiver for wireless streaming of hi-resolution audio from tablets and smartphones.

The **LX CONNECT DAC** is controlled gracefully via the touch-sensitive display, or for even more convenience you can use the included remote. The versatile connectivity options and compact form factor means it can be used as the all-encompassing DAC and pre-amp interface for any amplifier, active speakers, computer audio or head-fi system.





## DAC's The Way To Do It

**Mission LX CONNECT DAC** incorporates a high-performance DAC stage based around the ES9018K2M DAC chip, from the Sabre32 Reference family. For ultra-low noise performance and high dynamic range, that ES9018K2M chip is accompanied by proprietary circuitry to make the most of ESS Technology's 32-bit HyperStream architecture and Time Domain Jitter Eliminator.

The **LX CONNECT DAC** supports hi-res PCM files up to 32-bit/384kHz over USB and 24-bit/192kHz via the coaxial and optical inputs; DSD (up to DSD256) is also supported over USB. An RCA-stereo output is provided with fixed and variable output options, fed by a high-quality analogue stage. A high-quality headphone amp is also included - with its current-feedback circuitry, excellent gain bandwidth and high slew rate, a dynamic and detailed performance with all manner of headphones is assured.

## Get A Roon

The Roon platform has become the standard-bearer for high-quality digital music management and streaming. The **LX CONNECT DAC** is officially 'Roon Tested', meaning it has been put through its paces rigorously by Roon and certified for use in a Roon audio environment - for example, when connected to a PC or Mac running Roon software.



roon  
TESTED

DSD  
Direct Stream Digital



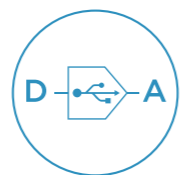
Bluetooth®



For Music, TV,  
Computer or Gaming



AV Connection



USB DAC



Headphone Amplifier

# SPECIFICATIONS



Black



Model	LX CONNECT DAC
General Description	Digital-to-analogue Converter
Design Philosophy And Core Technology	DAC ESS Sabre 9018 Support Music And Movie Mode Headphone Amplifier Support USB Upgrade Pre Delay Setting Room Tested Touch Control
Analogue Input	RCA (AUX)
Digital Input	OPT, COAX, PC USB, Bluetooth, AV Audio
Analogue Output	RCA Pre Out
<b>Pre Amplifier</b>	
Input Sensitivity	300mV (AUX IN, volume = MAX)
Input Impedance	13K (AUX IN)
Variable Output Voltage	0 - 3.2V
Output Impedance	100 ohm
Frequency Response	20Hz-20kHz (+/-0.3dB)
Signal-to-noise Ratio (S/N)	> 100dB (AUX IN, A-weighted) > 110dB (digital Inputs, A-weighted)
Total Harmonic Distortion	< 0.001% (digital sources) < 0.005% (analogue sources)
Sampling Rate	24bit - 192kHz (OPT, COAX) 32bit - 384kHz (USB, PCM) 2.8M for DSD64, 5.6M for DSD128, 11.2M for DSD256 (USB, DSD)
Digital Filters	Fast Roll-off, Slow Roll-off, Minimum Phase

Model	LX CONNECT DAC
<b>Dimensions</b>	
Height (on feet)	55mm
Width	225mm
Depth (with terminals)	231mm
<b>System</b>	
Carton Size	418 x 280 x 85mm
Net Weight	1.75kg
Gross Weight	1.65kg
Finish	Black
Power Requirements	Adapter - Input: 100-240Vac (50/60Hz) Output: 12V 1A



## M-CUBE+SE

### M-CUBE+SE 5.1 HOME THEATRE

Continuing the success of the **M-CUBE series** we, at **Mission**, bring to you this latest version which is sure to be a favorite. This is the all-new **M-CUBE+SE** 5.1 home theatre from the innovative **M-CUBE** range.

The **M-CUBE+SE** is designed specifically to meet the requirements of the home user who requires a fuss-free solution to Cinema and Surround Sound music in the home. Installation is simple thanks to the small, elegant appearance of the **M-CUBE+SE** satellite speakers, the multiple mounting arrangements, and the wide dispersion characteristics.

## SPECIFICATIONS


ITEM	M-CUBE+SE SATELLITE
General Description	Wide bandwidth bookshelf/surround speaker
Transducer Driver	3" full range
Recommended Amplifier Power	85dB
Nominal Impedance	40-80W
Minimum Impedance	4 Ohms
Frequency Response (+/-3dB)	3,6 Ohms
Bass Extension(-6dB)	120Hz-20KHz
Dimension (H x W x D)mm	100 x 100 x 103mm (packed in a system, incl. subwoofer and 5pcs satellite speakers)
Net Weight	12kg (packed in a system, incl. subwoofer and 5pcs satellite speakers)
Finish Color	Graphite black & ivory

ITEM	M-CUBE+SE SUBWOOFER
General Description	Active closed-box subwoofer system
Transducer Complement	1*8 inch (200mm) long throw bass driver
Input Sensitivity	200 mV for maximum output
Amplifier Power Output	70W
Peak Power Output	150W
Peak	110dB
Frequency Response	40Hz - 150Hz
Bass Extension (-6dB)	35Hz
Crossover Frequency	35Hz - 150Hz
Signal-to-noise Ratio(S/N)	>85dB
Special Features	Phase inversion, auto on /off, low pass filter frequency adjustment
Dimension (H x W x D)mm	(298+30) x 268 x 294mm
Net Weight (kg)	12kg (packed in a system, incl. subwoofer and 5pcs satellite speakers)
Finish Color	Graphite black & ivory



# SUBWOOFER SERIES

Active Dynamic Drive Subwoofer



10" Subwoofer  
200W Amplifier



12" Subwoofer  
300W Amplifier

Model	LX-10SUB MKII	QX-12SUB MKII
Drive Units	1 x (10") 250mm PP cone long-throw	1 x (12") 300mm cone long-throw
Frequency Response	40 - 120Hz 33dB	35 - 120Hz 33dB
Amplifier Power Output	200W	300W
Peak Power Output	350W	450W
Line Input Sensitivity	200mV for maximum output	200mV for maximum output
Crossover Range	30 - 150Hz	30 - 150Hz
Inputs	Stereo line in (2 x RCA phono) Mono (LFE) line in (RCA phono)	Stereo line in (2 x RCA phono) Mono (LFE) line in (RCA phono)
Input Impedance	Line input 10kΩ LFE 5kΩ	Line input 10kΩ LFE 5kΩ
Signal-to-noise Ratio (s/n)	≥85dB	≥85dB
Avg. Max Output @1m	118dB	118dB
Features	Phase inversion, auto on-off	Phase inversion, auto on-off
Dimensions	Height: (412+35)mm (with feet) Width: 312mm Depth: (392+15)mm	Height: (420+58)mm (with feet) Width: 400mm Depth: (450+15)mm
Net Weight	16kg	23kg
Finishes Available	Walnut pearl, lux white, lux black	Walnut pearl, lux white, lux black

# SUBWOOFER SERIES

Active Dynamic Drive Subwoofer



12" Subwoofer  
300W Amplifier



15" Subwoofer  
400W Amplifier

Model	ZX-12SUB	MS-450SUB
Drive Units	1 x (12") 300mm cone long-throw	1 x (15") 380mm cone long-throw
Frequency Response	35 - 120Hz 33dB	30 - 120Hz 33dB
Amplifier Power Output	300W	450W
Peak Power Output	450W	850W
Line Input Sensitivity	200mV for maximum output	200mV for maximum output
Crossover Range	30 - 150Hz	30 - 150Hz
Inputs	Stereo line in (2 x RCA phono) Mono (LFE) line in (RCA phono)	Stereo line in (2 x RCA phono) Mono (LFE) line in (RCA phono)
Input Impedance	Line input 10kΩ LFE 5kΩ	Line input 10kΩ LFE 5kΩ
Signal-to-noise Ratio (s/n)	≥85dB	≥85dB
Avg. Max Output @1m	118dB	124dB
Features	Phase inversion, auto on-off	Phase inversion, auto on-off
Dimensions	Height: (420+58)mm (with feet) Width: 400mm Depth: (450+15)mm	Height: (530+58)mm (with feet) Width: 460mm Depth: (530+15)mm
Net Weight	23kg	33kg
Finishes Available	Hi-gloss black, hi-gloss white	Black wood vinyl, walnut, rosewood, white sandex

# SPEAKER STANDS

**Mission** Speaker Stands are an ideal accessory for your bookshelf/stand-mount loudspeakers.

Each stand has been designed to complement the natural, wide bandwidth **Mission** performance.

Stance and Standard offer enhanced torsional rigidity to make sure that transient response is heard exactly as intended.

All stands feature carpet piercing spikes to improve stability.



Stancette



Stance



Standard

## SPECIFICATIONS

### Stancette

Top plate size: 165(W) x 225(D)mm

Overall dims: 590(H) x 225(W) x 305(D)mm

### Stance

Top plate size: 145(W) x 190(D)mm

Overall dims: 590(H) x 230(W) x 300(D)mm

### Standard

Top plate size: 175(W) x 275(D)mm

Overall dims: 590(H) x 225(W) x 363(D)mm

