



FACEBOOK



Scan QR Code to join  
HIFIMAN on facebook

# HE-R10



Nanometer Thickness  
Diaphragm



Stealth Magnets  
Design

Owner's Guide



hifimanelectronics



hifimanofficial

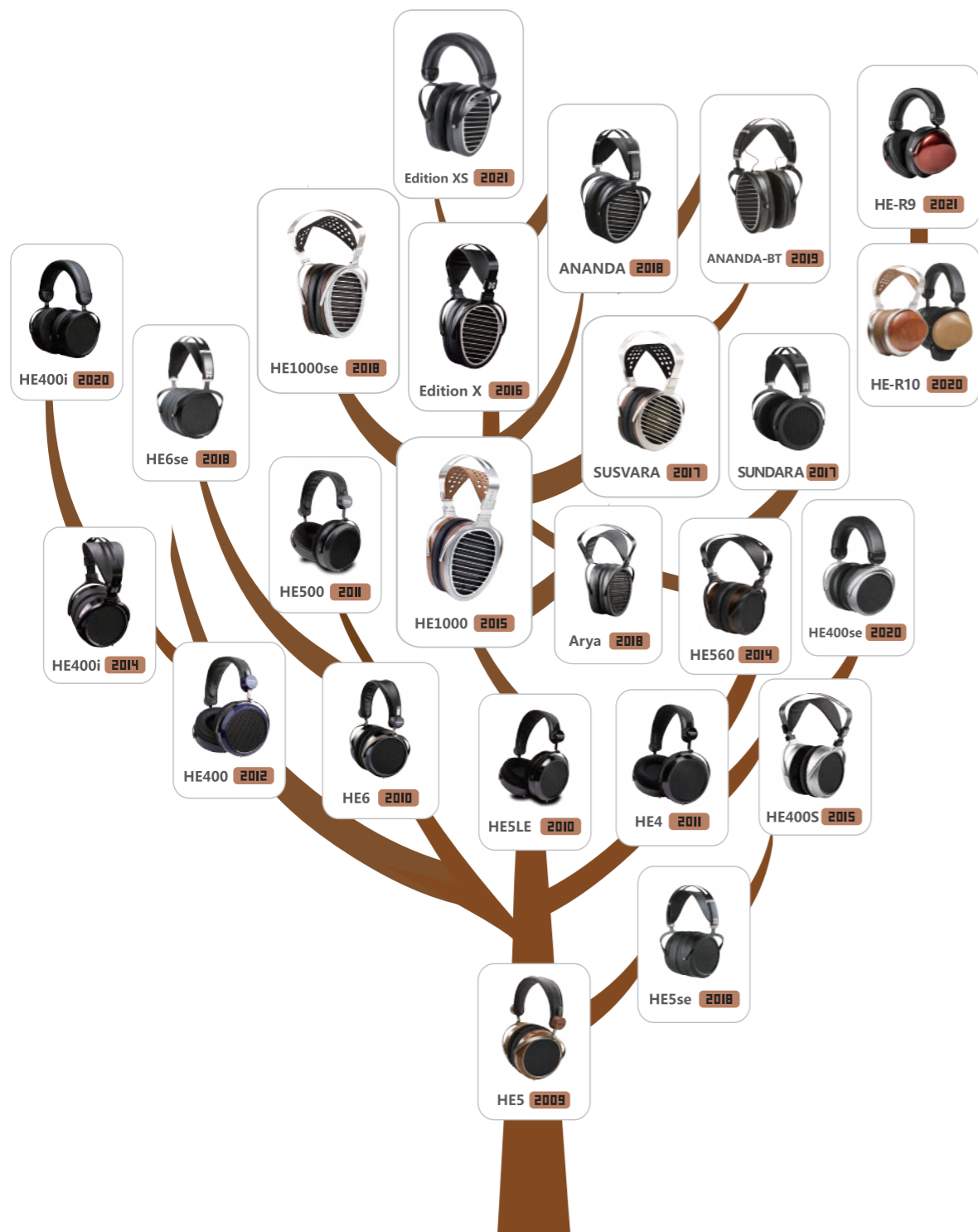


www.hifiman.com



store.hifiman.com





## A Planar Renaissance

"I give a lot of credit to HIFIMAN for the renaissance we're now seeing in high-end headphones, and in particular for the recent resurgence of interest in planar magnetic headphones. Fang Bian has done a great deal to advance the art of headphone sound."

—Brent Butterworth, [www.soundstagesolo.com](http://www.soundstagesolo.com)

HIFIMAN introduced the closed-back HE5 in 2009. The HE5 featured a headphone shell constructed of solid wood solid wood, because the company's founder, Dr. Fang Bian, believed it produced sonic output that is natural and warm.

Thanks to his strong curiosity and persistent exploration of "new technology to improve sound quality," Dr. Bian used his background in nanochemistry to reduce weight of planar headphones while increasing the tensile strength.

The advantages of HIFIMAN planar headphones are not only reflected in the technical aspects, but in the pursuit of perfect musical expression. Over the years, HIFIMAN has launched an extensive series of high-quality headphones, including such popular models as HE6, HE500 and HE400. With every step, Dr. Bian, instead of resting on his laurels, devoted himself to research and new product HE1000, widely lauded as one of the "world's most beautiful sounding headphones," and high-sensitivity headphones like the Edition X, designed to bring out the best in smartphones, tablets, and other low voltage sources.

In 2020, HIFIMAN brings planar technology to a closed-back headphone: the HE-R10P. It is the culmination of eight years of research and hard work. The exceptional performance speaks for itself.



## Table of Contents

---

**01-02** **Message from the Founder**

---

**05-06** **Acoustically Invisible Stealth Magnets**

---

**07-08** **HIFIMAN Nanometer Thickness Diaphragm**

---

**09-10** **The Headband**

---

**11-12** **Solid Wood Ear Cups: Closed Yet Open**

---

**13-14** **Tranquility Pads**

---

**15-16** **Cable**

---

**17-18** **Package Details**

---

**19** **Headband Adjustment & Replacing Ear Pads**

---

**20** **Care and Maintenance**

---

**21** **HIFIMAN Limited Warranty**

---



## Message from the Founder

Thank you for your purchase of a HIFIMAN product. We take great pride in offering audio products that provide best-in-class performance and value.

Though it seems like only yesterday when I started HIFIMAN as a passionate audiophile, we just finished our first decade in business and eagerly look forward to an exciting future. The company continues to grow at a rapid pace, and I'm proud to say that the HIFIMAN brand is one of the most respected in the industry.

Even with our success, the one thing that has not changed is my passion for music and creating products that help recreate the experience of a live performance. My team shares this passion, and we, in turn, humbly share that with you.

Thank you again for your purchase. I hope you will find this guide useful in learning about your new HIFIMAN product. I'm confident that it will bring you countless hours of listening pleasure.

Happy listening,

*Fang*

Dr. Fang Bian,  
Founder and CEO



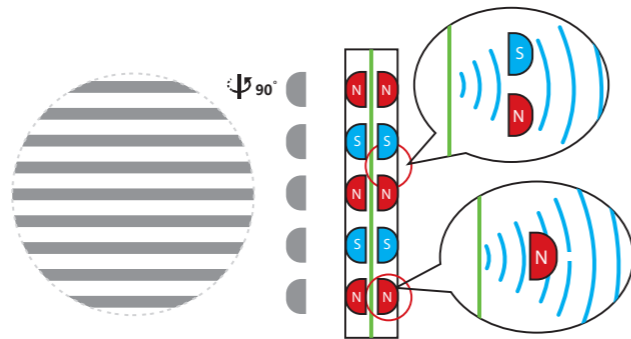
# Acoustically Invisible Stealth Magnets



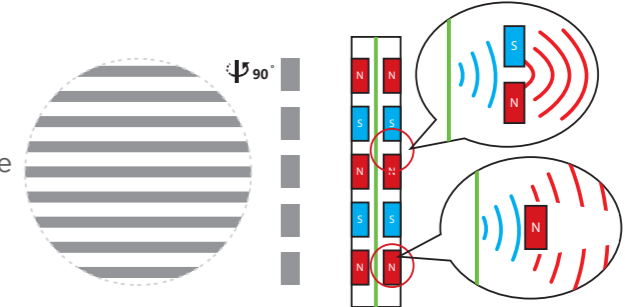
The advanced magnet design featured in the HE-R10P is acoustically transparent, dramatically reducing wave diffraction turbulence that typically degrades the integrity of the sound waves. The result is reduced distortion, yielding a purer, more harmonious sound that is demonstrably better than previous designs.



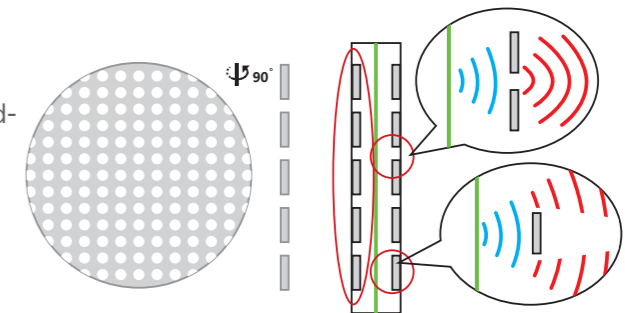
Unlike the sound waves that are created by conventional magnets, the unique shape of stealth magnets enable soundwaves to pass through the magnet without generating interference.



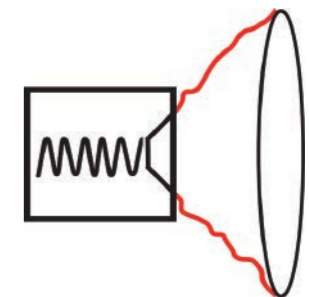
Degradation of sound quality in a conventional planar magnetic headphone is caused by the magnets getting in the way of the sound wave.



The same happens in conventional electrostatic headphones, where the degradation of sound quality is caused by the stator's interference.




A conventional dynamic driver's frequency response can be altered due to distortions and vibrations across the diaphragm surface.



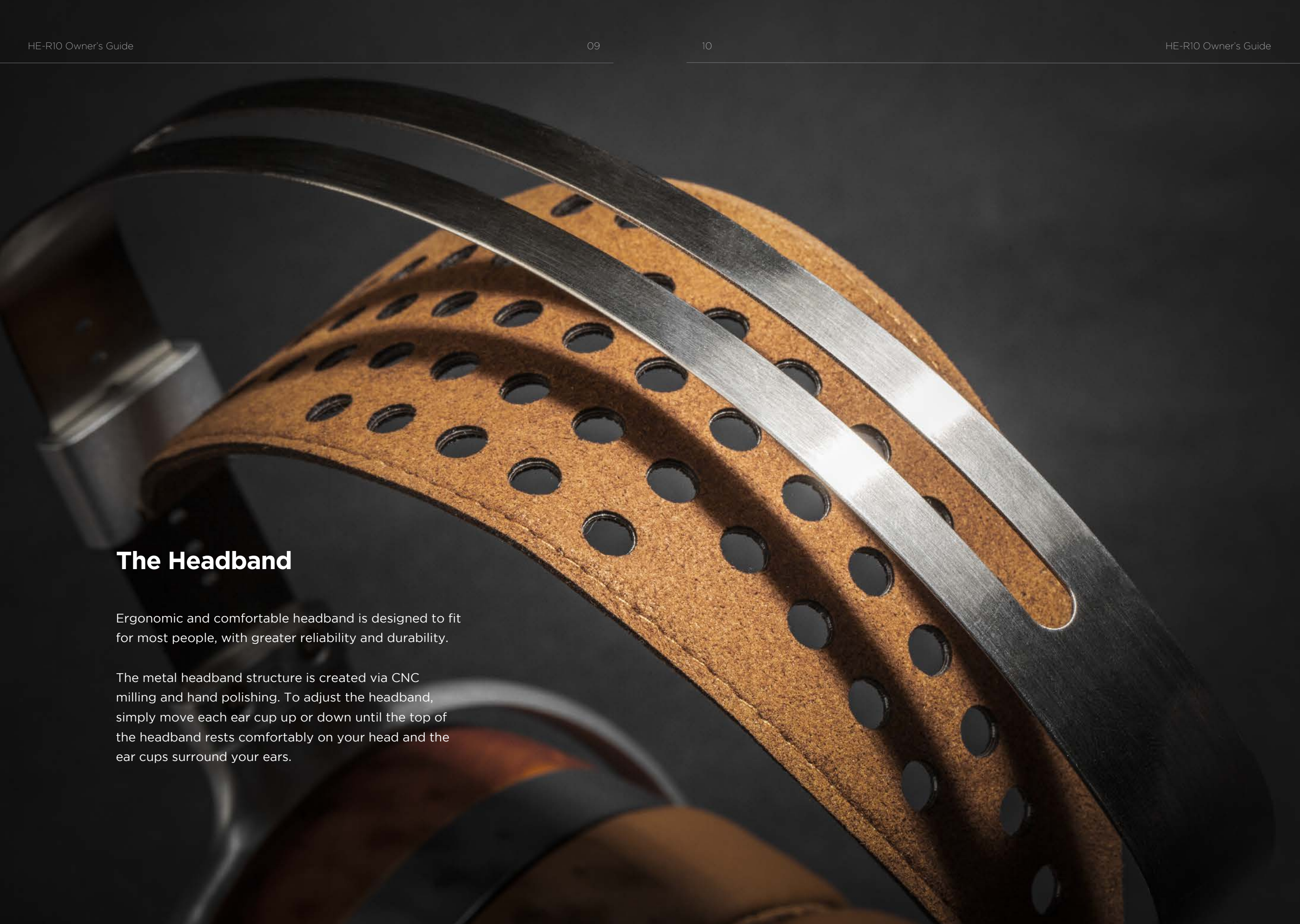
## HIFIMAN Nanometer Thickness Diaphragm



HIFIMAN devoted extensive time and resources to create nanometer thickness diaphragm that allows for lightning fast response that not only produces stunning levels of detail but ultra-low distortion too. Making use of technologies originally developed for such revered models as the HIFIMAN Susvara, and borrowing the same driver shape, the HE-R10P offers performance levels and musical purity that exceed expectations, especially for such a closed back headphone.





A close-up photograph of a brown, perforated leather headband. A silver metal band is wrapped around the leather, which is covered in a grid of small, circular holes. The background is dark and out of focus.

## The Headband

Ergonomic and comfortable headband is designed to fit for most people, with greater reliability and durability.

The metal headband structure is created via CNC milling and hand polishing. To adjust the headband, simply move each ear cup up or down until the top of the headband rests comfortably on your head and the ear cups surround your ears.



## **Solid Wood Ear Cups: Closed, Yet Open**

The large internal space of the HE-R10P's cups bring huge relative spatial volume and necessary breathing space to the powerful planar driver inside. Thanks to countless tunings, the HE-R10P offers the best attributes of closed and open-back headphones in a single model.

The CNC carving creates a work of art, marrying wood and aviation-grade aluminum in graceful elegance and simple style.

## Tranquility Pads

The HE-R10P's "Tranquility" ear pads feature high quality leather on the outside, with a ring-shaped inner surface to absorb sound and prevent sound leakage through the sides of the ear pad. This forces the sound to target the listener's ear. The contact edge is constructed of highly permeable material to ensure optimal head comfort.

The outcome of this advanced engineering is a transparent, coherent, and wide soundstage, and maximum comfort.






## Cable

The HE-R10P's cable is the combination of a high number of strands and ratio of the various ingredients which ensure low signal loss and the unshakable strength to withstand hours of use, day after day, year after year.

The HE-R10P includes three different cable options: 3.5mm, 6.35mm, and balanced XLR, for compatibility with the widest variety of audio sources, amplifiers, and professional audio equipment.





## Package Details

### Specifications

Frequency response range: 10-60KHz

Impedance: 30Ω

Sensitivity: 100dB

Net weight: 495g

### Package Contents

HE-R10P headphone x 1

Four-pin XLR balanced headphone cable (3m) x 1

6.35mm plug headphone cable (3m) x 1

3.5mm plug headphone cable (1.5m) x 1

Ear pads (installed on the headset) x 1 pair

Manual x 1

Warranty card x 1

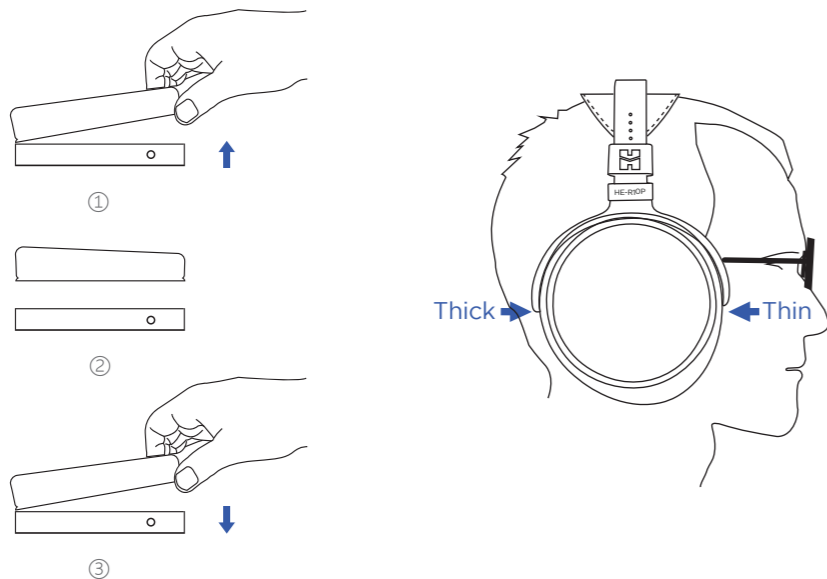
## Headband Adjustment

To help fit the headphone to your head, you may use the two adjustment blocks to change the position of the headband strap to better accommodate your head.



## Replace Ear Pads

The ear pads are designed to be directly attached to the earphones, so if you need to replace the ear pads, please attach them carefully. To remove old pads, directly pull from the edge away from the cup housing. They are attached with Velcro and should peel off easily.



## Care and Maintenance

Planar headphones benefit from break-in to achieve optimum performance. Usually this takes up to 150 hours. There is nothing special you need to do other than enjoy your headphones.

Wipe the surfaces (ear pads, cups) with a microfiber cloth and store the headphone in a dry, cool place, away from dust, heat, humidity, sunlight, young children, and pets.

Do not expose the headphone to excessive heat or cold temperatures.

Do not use any headphone while driving or operating machinery.

Do not use volatile substances to clean the headphone. Alcohol, acetone, gasoline, and dish detergent may harm the headphone.

## HIFIMAN Limited Warranty

Your HE-R10 is warrantied for a period of three years beginning with the original date of purchase. The dated sales or delivery receipt is your proof of purchase. You may be required to provide proof of purchase as a condition of receiving warranty service so please keep it handy.

If your product is under warranty and malfunctions occur, please contact HIFIMAN customer service or your authorized dealer. If necessary, and at the discretion of HIFIMAN, the company will provide a warranty repair or replacement of your product.

Caution: do not disassemble or modify the product in any way. Tampering with or modifying your HIFIMAN product will void its warranty.

This Limited Warranty does not apply to :

1. Defective or discolored parts if the damages are caused by fluids, dirt, missing keys, broken plastic parts or improper use.
2. Damage caused by misuse with another product.
3. Use of the product for other than its normal intended use, including, without limitation, failure to use the product in accordance with the supplied "Owner's Guide"
4. Damage caused by accident, abuse, neglect or misuse.
5. If you do not have a valid dated receipt showing proof of purchase.
6. Damage caused by services/repairs or other modifications to the system carried out by anyone other than HIFIMAN or an authorized HIFIMAN distributor or dealer.
7. Damage caused by self-repair or if the unit has been disassembled or modified in any way.

HIFIMAN greatly desires your satisfaction and will do everything reasonable to achieve that. If you have any questions or concerns with your product, simply contact your authorized dealer or HIFIMAN directly (if purchased from us) and explain the issue in detail. Should a return be required, a return authorization (RMA) number will be issued. Return shipping to HIFIMAN or authorized service facility will be at the owner's expense.

The warranty applies to the first purchaser and is not transferable. Should you need warranty service please contact your authorized HIFIMAN dealer. Or email us directly at [customerservice@HIFIMAN.com](mailto:customerservice@HIFIMAN.com)

